



Toolik Field Station Userdays Totals





	2015-16	2016-17	CHANGE	PERCENT
TOTAL	10690	12084	+1394	+13.04%



TOULIK FIELD STATION

Oct 1



Local Field Statistics: Population

Field Users: 2012-13 to 2016-17

140

120

100

80

60

40

20

0

100

80

60

40

20

0

100

80

60

40

20

0

100

80

60

40


20

0



GOLOLIK FIELD STATION

SCIENCE PROJECTS USER-DAY FUNDING BREAKDOWN



TOOLIK SCIENCE PROJECTS UNDER FIVE FUNDING BRANCHES

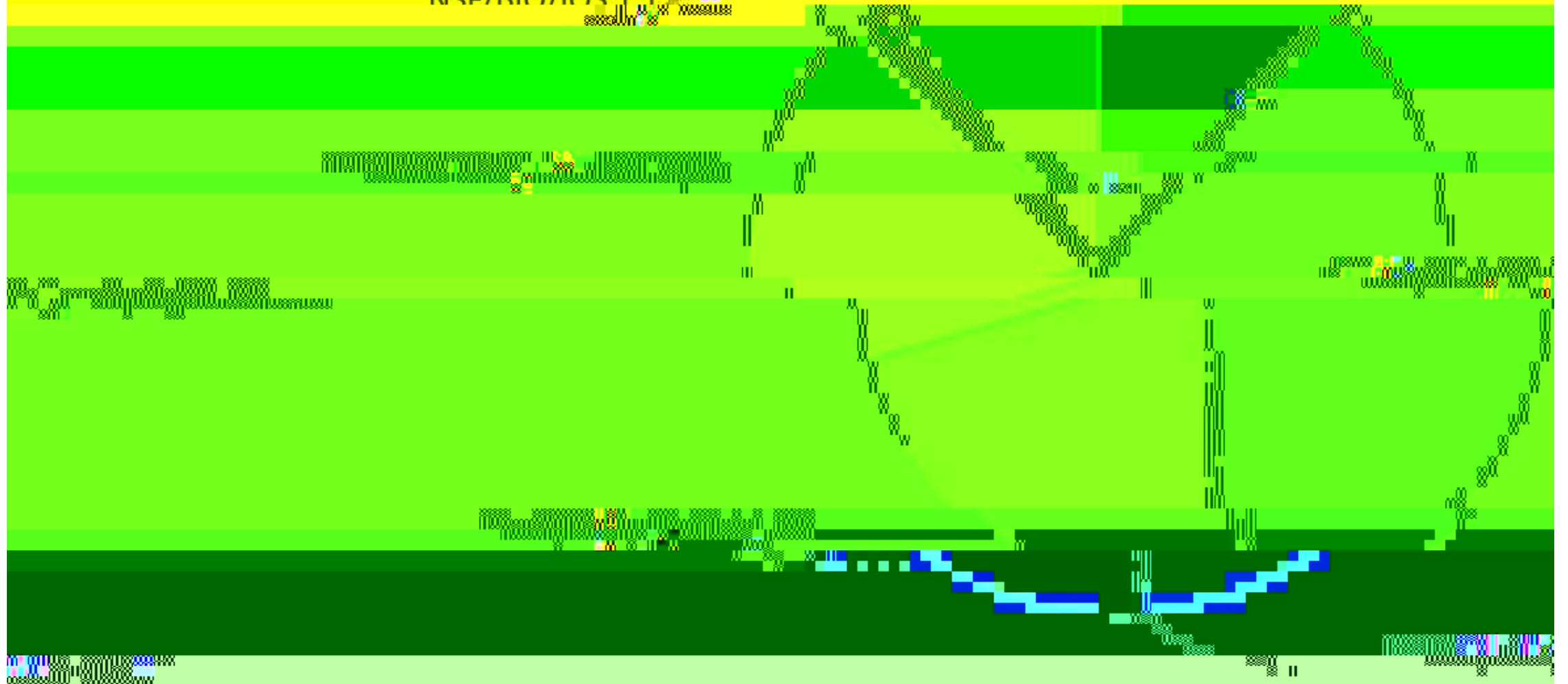
NSF ORGANIZATION DETAIL Oct 1, 2016 to Sep 30, 2017

NSF/BIO/DEB/ES 11.3%


NSF/PROJ

NSF/IOE

NSF/BIO/IOS 1.1%



Captain Toolik!



Toolik Utilities

Shipping/Transportation

Manager's perspective 2017

- There was a significant increase in the number of...
...from the previous year.
- There was significant increase in the number of...
...busy.
- ...
- ...

Mathematics



Mathematics




Mathematics



Mathematics




Mathematics



Mathematics



Mathematics



Mathematics



Mathematics



Staffing Changes

