





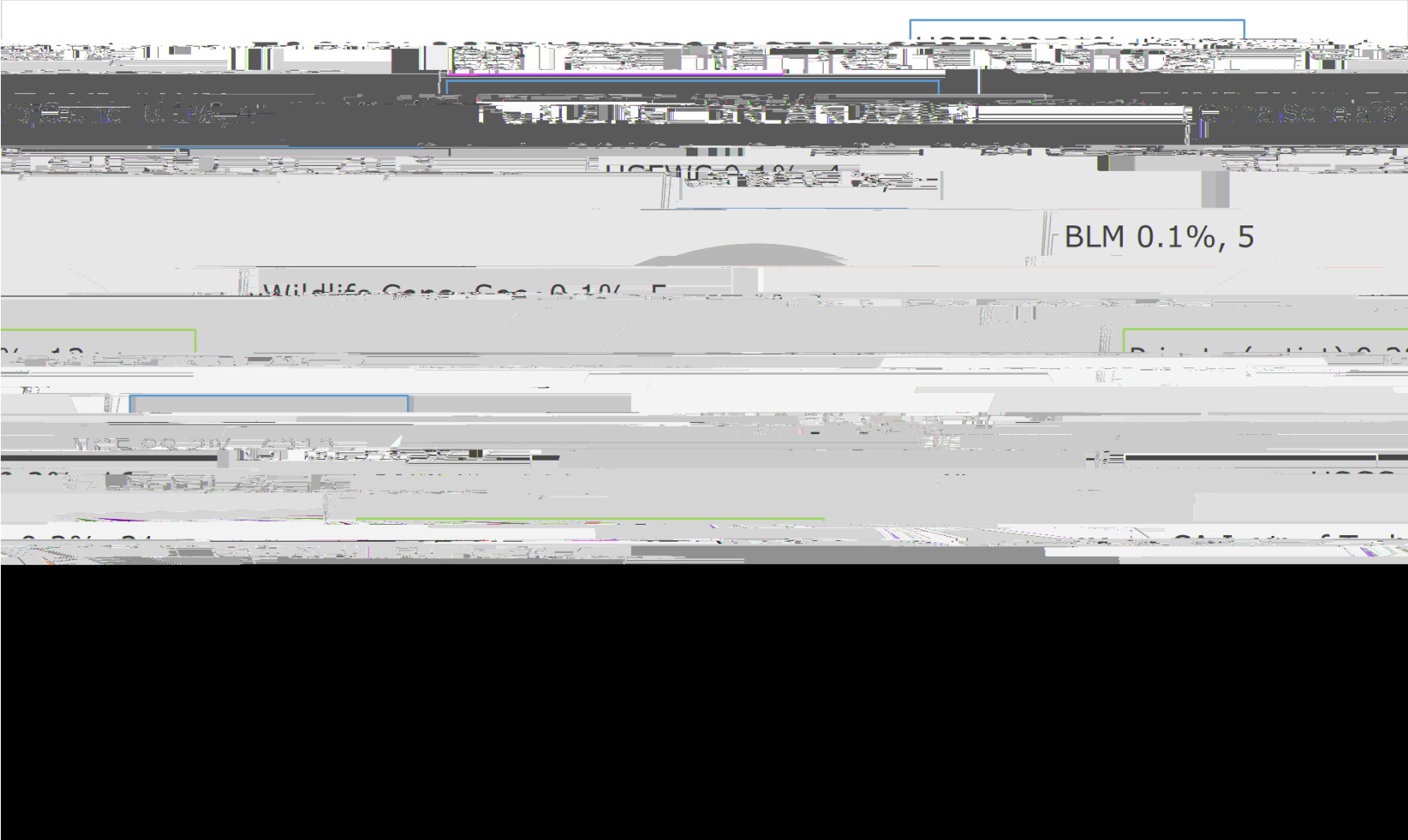

	2017-18	2018-19	CHANGE	PERCENT
TFS Staff	2883	2609	-274	-10%
TFS SEDC Staff	429	676	247	58%
CPS Russ/Tim	371	365	-6	-2%
CPS & Contractors	576	609	33	6%
NSF Helicopter Scientists'	181	343	162	90%
TOTAL	10957	11717	760	7%





7074 1162

24-34






RESIDENT POPULATION
OCT 1 TO SEP 30
FIELD SEASONS 2014-15 TO 2018-19





Field Trips/Classes

LTER Review



QUESTIONS?